

**A FAST AND RELIABLE  
 A3 SCANNING SOLUTION.**



Epson A3-sized WorkForce scanners deliver blazing fast scanning performance at up to a maximum of 70ppm/140ipm. Bundled with Document Capture Pro software which offers Scan-to-Print, Scan-to-Cloud, email and FTP, document management becomes a breeze.

-   
Scan up to A3
-   
Speed up to 140 ipm
-   
OCR
-   
Ethernet
-   
Power Savings



DS-50000  
Flatbed

DS-60000  
Flatbed with ADF  
40ppm/80ipm

DS-70000  
Flatbed with ADF  
70ppm/140ipm

**ENGINEERED FOR BUSINESS**

**High Speed Duplex Scanning**

Increase your productivity with high speed one-pass duplex scanning at up to 140ipm.

**Reliable and Convenient ADF**

200-sheet high capacity ADF with ultrasonic sensor to prevent double-feeding, with settings for standard or thin paper scanning.

**Optional Network Support**

With this option, users can share the scanner by using their PC or scan directly through the network.



WorkForce series scanners excel in delivering exceptional scanning performance and reliability. A3 documents, books and odd-sized objects are scanned at blazing fast speeds of up to 80ipm on the DS-60000 and 140ipm on the DS-70000.



### High Speed Duplex Scanning

The DS-60000 and DS-70000 scan with impressive speed in both simplex and one-pass duplex modes, resulting in significant improvement in office productivity.

**Scanning speed:**

**DS-60000:** 40 ppm (simplex), 80 ipm (one-pass duplex)

**DS-70000:** 70 ppm (simplex), 140 ipm (one-pass duplex)



### Reliable and Convenient ADF

High-capacity 200-sheet ADF readily accepts a wide variety of standard or thin paper documents\*. It is fitted with an ultrasonic sensor which prevents double-feeding and alerts users in the event of a mis-feed.



\* Paper Document Size < A6 = 60-190gsm; All other sizes = 50-128gsm

## Optional Network Support

With optional network interface panel, scanners can be shared amongst a work group without the need for USB connections. Users can easily select desired PC within the network via Document Capture Pro application installed on Client or Server PC.



Easy navigation of job settings with LCD panel on network interface panel.

## High Durability and Endurance

WorkForce scanners are designed to support the needs of busy offices and workgroups. DS-60000 is rated for a high daily duty cycle of 5,000 pages, while the DS-70000 boasts an even higher rating of 8,000 pages per day.

## Easy File Management



WorkForce scanners come bundled with professional software that allows you to easily manage your scanned files.

### Document Capture Pro (Windows only)

Easily scan, view, edit, save and transfer scanned documents. It can optically recognise barcodes, characters and blank pages in scanned documents to separate sections into different folders.

It also provides quick access to post-scan destinations, including scan-to-print, email, Windows™ Public Folder, FTP, Web Folder, and Scan-to-Cloud services such as Microsoft® SharePoint Server, Evernote® and Google® Docs™. Document Capture Pro also supports up to 30 customisable job settings.



### Epson Event Manager (Mac only)\*

Facilitates easier regular scanning on Mac computers with 1 pre-defined and 10 customisable jobs.

\*This application supports USB only. Network option is not supported.

### ABBYY FineReader\*

This OCR software enables searchable content on your scanned PDFs for greater productivity. Asian languages such as Traditional Chinese, Simplified Chinese and Japanese are supported.

\* Version 9 for Windows, version 8 for Mac OS X.

## Saves Time, Money and the Environment



WorkForce A3-series scanners are equipped with energy-saving LED light sources that require zero warm-up time. The result is instantly responsive scanning with lower power consumption. Each model is also Energy Star® certified, with a power-saving sleep mode that reduces energy consumption even further.

## Fast and Flexible A3 Scanning

The flatbed scanner lets you quickly and easily scan A3-sized and wide-format documents such as maps, drawings, or large bound books and even odd-shaped articles. Images, graphics and text are captured with amazing clarity and accuracy.

### High Quality and High Speed

With its high-resolution 1200 dpi CCD sensor, images, graphics and text are captured with amazing clarity and accuracy. Fast scanning speeds at 300dpi deliver quicker results over other scanners in its class.

### Book Spine Correction

Scans are corrected for shadow and curvature around book spines.



## Powerful and Comprehensive Epson Scan Features

The Epson Scan suite of functions includes numerous useful and innovative capabilities including the following highlights:

### PDF/A-1b (ISO) Compliant Files

Stores original font size and maintains scans as an original copy.

### Power Off Timer Setting

Save power consumption by programming the scanner to Power Off after being idle for a set time.

### Colour Enhancement & Colour Dropout

Users can pick one of the preset colours (red, green, blue, pink, purple, yellow or orange) or use customised settings to remove or enhance the visibility of ink signatures, "Confidential" and "Urgent" stamps. This feature can also enhance or dropout multiple colours (max. 5) with one pass.



## PARTNERS IN PERFECTION



### WorkForce Pro WF-7011

Improve your workgroup productivity with the WorkForce WF-7011 networkable printer that produces stunning printouts for spreadsheets, newsletters, posters, charts and diagrams at A3+ size.



### AcuLaser C9300N


The AcuLaser C9300N provides workgroups with superb A3 colour printing at 1200 dpi with outstanding reliability and lower running costs.

MODEL NUMBER	DS-50000	DS-60000	DS-70000
<b>Flatbed Specifications</b>			
Type	A3 flatbed colour image scanner		
Scanning Method	Fixed document and moving carriage		
Optical Sensor	4-line colour CCD		
Light Source	White LED		
Optical Resolution	600 dpi x 600 dpi		
Output Resolution <sup>1</sup>	50 dpi – 4,800 dpi (1 dpi increments), 7,200 dpi and 9,600 dpi		
Max. Document Size	A3 (11.7" x 17")		
Flatbed Scanning Speed <sup>2</sup>			
<b>Resolution</b>	<b>Colour (24-bit)</b>	<b>Line Speed</b>	<b>Grey (8-bit)</b> <b>Line Speed</b> <b>Mono (1-bit)</b> <b>Line Speed</b>
300 dpi	4.0 sec or less	0.351 msec/line	4.0 sec or less   0.351 msec/line   4.0 sec or less   0.351 msec/line
600 dpi	10 sec or less	0.702 msec/line	10 sec or less   0.702 msec/line   6.0 sec or less   0.351 msec/line
<b>ADF Specifications</b>			
Type	N.A.	A3 sheet-fed, one-pass duplex scanner	
Scanning Method	N.A.	Fixed carriage and moving document	
Optical Sensor	N.A.	4-line colour CCD	
Light Source	N.A.	White LED	
Optical Resolution	N.A.	600 dpi x 600 dpi	
Output Resolution <sup>1</sup>	N.A.	50 dpi – 600 dpi (1 dpi increments)	
Document Size	N.A.	Min. 68mm x 120mm, Max. 297mm x 2540mm	
Document Thickness			
All Sizes	N.A.	35 gsm - 128 gsm	
< A6	N.A.	60 gsm - 190 gsm	
Load Orientation	N.A.	Face up, load from top	
Input Tray Capacity	N.A.	200 sheets (80 gsm)	
ADF Scanning Speed <sup>2</sup>			
<b>Resolution</b>		<b>Colour (24-bit)</b>	<b>Grey (8-bit)</b> <b>Mono (1-bit)</b>
		<b>Simplex /Duplex</b>	<b>Simplex /Duplex</b> <b>Simplex /Duplex</b> <b>Simplex /Duplex</b>
200 dpi		40/80	40/80   40/80   70/140
300 dpi		40/80	40/80   40/80   70/140
600 dpi		7.5/15	7.5/15   20/40   12/24
Daily Duty Cycle	N.A.	5,000 pages	
Multi-Feed Detection	N.A.	Ultrasonic sensor	
<b>Interface</b>			
Standard	USB 2.0 Hi-Speed		
Optional	Ethernet (with optional network interface panel)		
<b>Supported Platforms</b>			
Operating System	Microsoft® Windows XP (Home/Professional/Professional x64) / Vista (32-bit/64-bit) / 7 / 8 (32-bit/64-bit) / Mac OS X 10.4.11 or later		
<b>Electrical Specifications</b>			
Rated Voltage	AC 220-240V		
Rated Frequency	50-60 Hz		
<b>Power Consumption</b>			
Operating	Approx. 25.5W	Approx. 79W	
Standby	Approx. 9.5W	Approx. 12.5W	
Sleep	Approx. 1.5W	Approx. 1.5W	
Power Off	Approx. 0.5W	Approx. 0.5W	
<b>Options</b>			
Roller Assembly Kit	B12B813501		
Network Interface Panel (2.2" LCD panel)	B12B808411		

**Dimensions & Weight**


**DS-50000**

**Weight:** 14.8kg (32.6lb)




**DS-60000**

**Weight:** 26.9kg (59.3lb)



**DS-70000**

**Weight:** 26.9kg (59.3lb)



<sup>\*1</sup> Scanning resolution as defined by ISO14473.

<sup>\*2</sup> Scanning Speed Data Patterns

The thumbnail image below shows the scanning pattern used to determine scanning specifications.



© 2012 Epson Singapore Pte Ltd. All Rights Reserved. Reproduction in part or in whole, without the written permission from Epson, is strictly prohibited. EPSON and EXCEED YOUR VISION are registered trademarks of Seiko Epson Corporation. All other products names and other company names used herein are for identification purposes only and are the trademarks or registered trademarks of their respective owners. Epson disclaims any and all rights in those marks. Print samples shown are simulations only. Specifications and product availability are subject to change without notice and may vary between countries. Please check with local Epson offices for more information.

Information correct at time of printing  
 Printed December 2012

Sales Enquiries  
**6586 3111**



**Project Homecoming**  
 A Joint-Brand Ink & Toner Cartridge Recycling Programme  
 For more information, please visit  
[www.epson.com.sg](http://www.epson.com.sg)



Official Partner  
 of Manchester United

To find out more, visit [www.epson.com.sg/scanners](http://www.epson.com.sg/scanners) or call **6586 3111**